



WORLDWIDE VETERINARY SERVICE KS2 ASSEMBLY PLAN

World Animal Day 4th October 2024

Session audience	KS2 (7-11 years)
Timing	15-20 minutes
WVS Education goal	To help people to take responsibility for the welfare needs of animals.
Learning Objectives	<ul style="list-style-type: none"> • To learn about STEM careers in veterinary medicine • To understand the 5 welfare needs of animals • To join WVS to make a difference this World Animal Day
National Curriculum for England Citizenship learning statements	<p>KS2 1e: Pupils should be taught about the range of jobs carried out by people they know, and to understand how they can develop skills to make their own contribution in the future.</p> <p>KS2 5: During the key stage, pupils should be taught the knowledge, skills and understanding through opportunities to: take responsibility for the needs of others, such as looking after animals properly.</p>
Links to Sustainable Development Goals	 

OVERVIEW

This assembly aims to inspire children to consider a STEM career in veterinary medicine. It teaches children about the 5 welfare needs of animals in our care. Children will be shown how these animal welfare needs are being met by Worldwide Veterinary Service vets globally.

RESOURCES

- **Assembly PowerPoint Presentation with embedded videos (250 MB):** 'Every Animal Matters'
- **OR Assembly PowerPoint Presentation with links to videos (12 MB)**
- **Printable 1 – Optional follow up activity template:** This printable can be used to support a follow up activity in the classroom.

CONTENT



Slide 1

This slide can be displayed as children come into the assembly.



Slide 2

Introduce the assembly to celebrate World Animal Day, a special day that happens each year to help make the world a better place for animals.



Slide 3

Play introductory video with a special World Animal Day message from Luke Gamble, a vet and founder of the charity Worldwide Veterinary Service. Video will automatically play in the embedded slide, or you can access the video using this link: <https://vimeo.com/1008058652/2d5b280ccb>



Slide 4

Ask the children to look at the symbols on the screen. Can they think the link? What do they think the link is between the symbols?



Slide 5

Explain that these symbols represent the 5 key things that animals in our care need to be happy and healthy. These are known as animal welfare needs.

The 5 welfare needs for animals are:

A suitable diet – Animals need the right kind of food in the right amount and 24-hour access to fresh, clean water.

A suitable place to live – Animals need a clean, safe environment, with shelter from the weather and enough space to move around freely.

Help to stay healthy – It's important that animals get proper care from vets when they are ill or hurt.

The right company – Some animals prefer to live alone whilst other animals prefer to have company with others, such as dogs.

To show normal behaviour – Animals need to be able to express their normal behaviour, being able to play and act as they would in their natural habitat.



Slide 6

Guide children to look at the map showing some of the countries that WVS vets work in.

Can they spot some of the animals that WVS vets help?

Explain that vets are people who help to meet the welfare needs of animals. You could ask children if they have any personal experience of taking a pet to a vet. A responsible pet owner will ensure that their pet has access to regular preventative care (e.g. check-up and vaccinations) and they will take their pet to the vet if it has a disease or injury.



Slides 7 - 11


Introduce children to some of the animals that WVS has helped. Draw attention to which animal welfare need is being met in each example (indicated by the symbol on the left-hand side of each slide).

CAN YOU REMEMBER THE 5 ANIMAL WELFARE NEEDS?



Slide 12

Can the children recall the 5 animal welfare needs they have learnt about? Ask children to put their hand up and contribute until all 5 animal welfare needs have been recalled.




Bear

Which needs are not being met?

- A suitable place to live
- To show natural behaviour

What should change? The bear needs a larger space to live in and the opportunity to act as it would in the wild.



Dog

Which need is not being met?

- A suitable diet
- Help to stay healthy

What should change? Changes should include help from a vet to work out the correct diet and amount of food that the dogs needs.

Slides 13-14



Slide 15

Play the final video clip which showcases WVS veterinary teams around the world and the animals which have benefitted from their veterinary care.

Perhaps your children would like to become a vet when they are older and help to care for animals across the world too!

Video will automatically play in the embedded slide, or you can access the video using this link:

<https://vimeo.com/1008074909/671487d559>



Slide 16

Explain that if children would like to become animal champions then they can join the WVS Young Vets Club. Young Vets Club is for young animal enthusiasts who believe that every animal matters.



Slide 17

This slide can be left on the screen as children exit the assembly.

OPTIONAL FOLLOW UP ACTIVITY – ANIMAL CHAMPION PLEDGE


FOLLOW UP ACTIVITY

Have you been inspired by today's assembly?
Do you want to act for animals?

Use our follow-up activity sheet to take a pledge to become a champion for all animals.

Send a photograph of your pledges to WVS for the chance to win an exciting Young Vets Club prize bundle for your school!

Most importantly, together we will spread the message that every animal matters.



Children will make a pledge to share the message of animal welfare with their friends, family and community. This pledge will reinforce the personal responsibility involved in being a pet owner or caring for animals in their community.

Children should draw around their hand or use the template provided on **printable 1**. They should write one of the 5 welfare needs of animals on each finger and the thumb. On the palm, they can write their pledge to indicate the action they will take to champion animals, such as "I pledge to show kindness and respect to all animals". They can decorate their pledge hand and teachers can display them in school to remind children of the pledges they have made.

WVS UK COMPETITION:

Teachers can submit a photograph of the animal champion pledges their class/school make to win an exciting Young Vets Club prize bundle for their school. Photographs should be emailed to education@wvs.org.uk by 23:59 on the 31st October 2024. For competition full terms and conditions visit: <http://wvs.org.uk/education-terms>

Please note that this competition is for UK residents only.